


# SQ 120

## Square meshes



The square expanded metal mesh SQ 120 has a flat shape with a thickness equal to the diameter of the wire. It is available in various materials and thicknesses upon request.

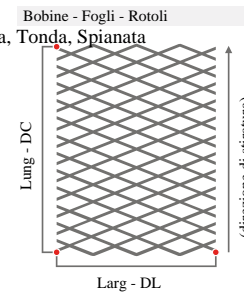
**Product data:**  
**SQ 120 x 87 (87) - 6 x t**

Materiale	Nome	sp mm	Peso kg/m <sup>2</sup>	Sheet On demand	Spessore
Carbon steel	SQ 120 x 87 (87) - 6 x 3	3.0	3.3	☑	3
Carbon steel	SQ 120 x 87 (87) - 6 x 4	4.0	4.4		4

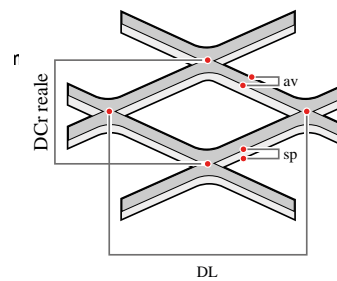
### Riferimenti

Nome	= Geom DL x DCn (DCr) - av x sp
Geom	= Esagonale, Romboidale, Quadra, Tonda, Spianata
DL	= Diagonale Lunga
DCn	= Diagonale Corta nominale (riferimento interno)
DCr	= Diagonale Corta reale
av	= Avanzamento
sp	= Spessore
Larg - DL	= Larghezza in direzione DL
Lung - DC	= Lunghezza in direzione DC (direzione di stiratura)

### Dimensioni



### Dimensione maglia



### Sezione

